















01	Ground Crew	Setup JHMCS		
02	HMCS Symbology INT	INC		LF
03	ICP	List		CM
04	ICP – (DED)	0/M-SEL (0/MISC)		CM
05	ICP – (DED)	RCL (R/HMCS)		CM
06	ICP	SEQ (HMCS Align)		CM
07	ICP - DED	0/M-SEL (Coarse)		CM
	HMCS Cross	“Ready” Illuminated		CM
08	HMCS Cross	Align with HUD Cross		CM
09	HMCS Cross Aligned	Radar Cursor / Enable button		CM
	HUD	“Aligning” Illuminated		CM
	HUD	“Align OK” Illuminated		CM
10	ICP / DED	0/M-SEL (Coarse)		CM
	DED	AZ/EL auto selected		CM
11	ICP / DED	0-MSEL (AZ/EL)		CM
	HMCS	“FA DX/DY” – Alignment required		CM
12	Radar Cursor	Align Upper Cross to HUD Cross		CL/R
13	ICP	0-MISC (AZ/EL)		CM
	DED	Roll auto selected		CM
14	ICP / DED	0-MSEL (Roll)		CM
	HMCS	“FA Droll”		CM
15	Radar Cursor	Align Lower Cross to Vertical line HUD		CM
16	ICP	0-MISC (Roll)		CM
END OF PROCEDURE				